

# RACKS

## ALUMINUM BUN PAN RACKS

- All welded 1" square aluminum tubing construction, 6063x.063 wall runner angle 1"x1.5"
- Holds 18"x26" and 13"x18" sheet pans
- (4) each swivel casters with 5"x1.25" polyurethane wheels
- Rolling capacity 800lbs
- Runner capacity 50lbs
- Lifetime warranty against rust and corrosion
- NSF Listed
- \*Stainless steel model (JMG-SS-BPR-20) all welded heavy duty 1" square stainless steel tubing, with all welded 1"x1.5" stainless steel angle slides
- Nesting racks available in "Z" or "H" style



JM-AL-BPR-20

Model	Dimensions	Slides	Shipping Weight
<b>FULL SIZE</b>			
JM-AL-BPR-10	20.25"x26"x69.75"	10	21 lbs
JM-AL-BPR-12	20.25"x26"x69.75"	12	24 lbs
JM-AL-BPR-15	20.25"x26"x69.75"	15	26 lbs
JM-AL-BPR-20	20.25"x26"x69.75"	20	29 lbs
<b>HALF SIZE</b>			
JM-AL-BPR-10.5	21.375"x26"x37.5"	10	21 lbs
JM-AL-BPR-10.5-PT	21.375"x26"x37.5"	10 w/polytop	31 lbs
JM-AL-BPR-10.5-AT	21.375"x26"x37.5"	10 w/alum. top	23 lbs
<b>KNOCK DOWN</b>			
JM-AL-BPR-20-KD	20.5"x26"x69"	20	45 lbs
<b>STAINLESS STEEL*</b>			
JMG-SS-BPR-20-NST	20.25"x26"x69.75"	20	80 lbs
<b>CLEAR COVER</b>			
RS-PLPRC020	20"x26"x66"	Full Size	5 lbs



JM-AL-BPR-15



JM-AL-BPR-10.5



JMG-SS-BPR-20-NST

## ALUMINUM STEAM PAN RACKS

- Frame constructed of all welded aluminum 1" square tubing
- Heavy duty angled slides, 1"x1.5"
- 50lb weight capacity per slide, evenly distributed
- Holds 12"x20" steam pans (full, half and third size) by lip of pan
- (4) swivel stem casters with 5"x1.25" polyurethane non-marking wheels
- Double racks are side load
- Lifetime warranty against rust and corrosion
- Meets NSF Standards




Model	Dimensions	Slides	Shipping Weight
JM-AL-SPR-12	16"x22"x69"	12 single	29 lbs
JM-AL-SPR-20	16"x22"x69"	20 single	33 lbs
JM-AL-SPR-D-12	24.5"x26"x69"	12 double	30 lbs
JM-AL-SPR-D-20	24.5"x26"x69"	20 double	40 lbs

## STAINLESS STEEL STEAM PAN RACKS

- Constructed of all welded 1"x1" stainless steel square tubing 16ga 304 finish
- Heavy duty angled slides, 1"x1.5"
- 50lb weight capacity per slide, evenly distributed
- Holds 12"x20" steam pans (full, half and third size) by lip of pan
- (4) swivel stem casters with 5"x1.25" polyurethane non-marking wheels
- Double racks are side load
- Meets NSF Standards



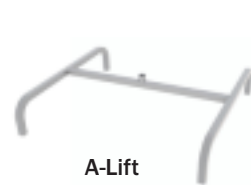
Model	Dimensions	Slides	Shipping Weight
JMG-SS-SPR-12	16"x22"x69"	12 single	55 lbs
JMG-SS-SPR-20	16"x22"x69"	20 single	60 lbs
JMG-SS-SPR-D-12	24"x26"x69"	12 double	80 lbs
JMG-SS-SPR-D-20	24"x26"x69"	20 double	86 lbs



Aluminum

## ALUMINUM AND STAINLESS STEEL OVEN RACKS

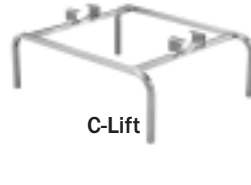
- Aluminum - All welded aluminum 1" square tubing construction
  - Heavy duty 1"x1.5" slides
- Stainless Steel - All welded 1"x1" square 16ga tubing
  - 16ga 1"x1.5" slides
- Double oven racks available
- Available for all oven types: Adamatic, Baxter, Revent, Bakers Aid, Gemini, and Lucks
- Side or end load option
- (4) 4"x1.5" hi-temp oven wheels, 300lbs weight capacity per wheel
- Available in A, B, or C-lifts
- Nesting racks available in "Z" or "H" style
- Meets NSF Standards



A-Lift



B-Lift



C-Lift

Model	Dimensions	Runners	Shipping Weight
<b>ALUMINUM SINGLE OVEN RACKS</b>			
JM-AL-OR-S-10	18"x28.375"x73.25"	10	40 lbs
JM-AL-OR-S-12	18"x28.375"x73.25"	12	45 lbs
JM-AL-OR-S-15	18"x28.375"x73.25"	15	50 lbs
JM-AL-OR-S-20	18"x28.375"x73.25"	20	55 lbs
<b>STAINLESS STEEL SINGLE OVEN RACKS</b>			
JMG-SS-OR-S-10	18"x28.375"x73.25"	10	70 lbs
JMG-SS-OR-S-12	18"x28.375"x73.25"	12	75 lbs
JMG-SS-OR-S-15	18"x28.375"x73.25"	15	80 lbs
JMG-SS-OR-S-20	18"x28.375"x73.25"	20	90 lbs
<b>ALUMINUM DOUBLE OVEN RACKS</b>			
JM-AL-OR-D-10	36"x28.375"x73.25"	10	55 lbs
JM-AL-OR-D-12	36"x28.375"x73.25"	12	60 lbs
JM-AL-OR-D-15	36"x28.375"x73.25"	15	65 lbs
JM-AL-OR-D-20	36"x28.375"x73.25"	20	75 lbs
<b>STAINLESS STEEL DOUBLE OVEN RACKS</b>			
JMG-SS-OR-D-10	36"x28.375"x73.25"	10	105 lbs
JMG-SS-OR-D-12	36"x28.375"x73.25"	12	110 lbs
JMG-SS-OR-D-15	36"x28.375"x73.25"	15	119 lbs
JMG-SS-OR-D-20	36"x28.375"x73.25"	20	120 lbs



JM-AL-OR-D-10



JM-AL-OR-S-20-C



"H" NESTING

## ALUMINUM SPEED RACK

- Frame constructed of all welded aluminum 1.25" sq tubing
- Double pan construction w/reinforced braces 1.5" spacing between runners
- Easily maneuverable on (4) 5" polyurethane swivel plate casters
- Locking casters available

Model	Dimensions	Runners	Shipping Weight
JM-AL-SR-40	21"x26.5"x67.5"	40	53 lbs



## ALUMINUM ENCLOSED CABINETS

- All welded, reinforced, non-insulated aluminum
- Retards dehydration • Sanitary and rust proof
- Stores and transports food
- Double pan construction w/reinforced braces 1.5" spacing between runners
- Easily maneuverable on (4) 5" polyurethane swivel plate casters
- Enclosed with full piano hinged door and clasp handle
- Locking casters available



JM-AL-EC-20



JM-AL-EC-40

Model	Dimensions	Runners	Shipping Weight
JM-AL-EC-20	21"x28"x36"	20	53 lbs
JM-AL-EC-40	21"x28"x67"	40	105 lbs

## ALUMINUM INGREDIENT BINS

- All welded aluminum 1"x1" sq tubing 6063x.063 wall construction
- (4) 5"x1.25" polyurethane swivel casters
- Color coordinated lids help categorize ingredients - NSF Approved
- Clear plastic lids included
- Stainless steel lids available



Model	Dimensions	Capacity	Shipping Weight
JM-AL-BIN-3	17"x31"x30"	3 bins	37 lbs

## ALUMINUM BOAT RACKS

- All welded frame constructed of 1" square aluminum tubing
- Perforated aluminum back • Weight capacities vary by size and must be evenly distributed
- Wallmount design



Model	Dimensions	Shipping Weight
JM-AL-BR-36-W	36"x15"	10.5 lbs
JM-AL-BR-48-W	48"x15"	13 lbs
JM-AL-BR-60-W	60"x15"	15.5 lbs
JM-AL-BR-72-W	72"x15"	18 lbs
JM-AL-BR-84-W	84"x15"	20.5 lbs
JM-AL-BR-96-W	96"x15"	23 lbs

## ALUMINUM CAN RACKS

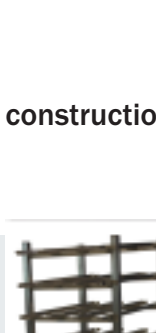
- All welded heavy duty aluminum 1.5"x1.5" square tubing 6063 x .063 wall construction
- Holds 162 cans - 13 cans per opening
- Mobile kits available with (2) swivel casters w/brakes and (2) rigid



JM-AL-CSR-162-M



JM-AL-CSR-54-M-PT



JM-AL-CSR-162

Model	Dimensions	Shipping Weight
JM-AL-CSR-162	25"x35"x76"	60 lbs
JM-AL-CSR-162-M	25"x35"x76"	66 lbs
JM-AL-CSR-54-M-PT	25.5"x35"x34"	69 lbs

## ALUMINUM MERCHANDISING RACK

- 1.25" heavy duty aluminum 1.25" square tubing .125ga wall construction
- (4) 5" x 1.25" casters, (2) top 1.5" x 1.5" aluminum runners
- (4) 4"x1.25" casters, (2) top 1.5" x 1.5" casters

Model	Dimensions	Shipping Weight
JM-AL-MR-7-BK	31.5"x26"x59.25"	47 lbs



## PLASTIC END BASES

- Black super economy plastic end bases, nestable
- 10-year guarantee
- 1500lb weight capacity



Model	Dimensions	Shipping Weight
JP-EB-4024	40"x24"x6"	15 lbs
JP-EB-4820	48"x20"x6"	15 lbs

MERCHANDISING RACK